

EM N2 128

BUILT FOR
SPEED

UP TO 500 FPS FULL
FRAME, IMAGING EVEN IN
NEAR-TOTAL DARKNESS



RETHINK EMCCD

A NEW STANDARD FOR LOW LIGHT IMAGING

OUTSTANDING SNR THANKS TO

Patented electronics decreasing inherent EMCCD camera noise for true photon counting

Lowest background signal and highest electron-multiplying (EM) gain, up to 5000, in inverted mode of operation (IMO) for optimal results in ultra low-light conditions

Optimal on-chip thermoelectric air cooling for minimal background signal and stabilized EM gain

Made for applications such as Adaptive Optics (AO), Neural Imaging, Cardiac Imaging and more

ULTIMATE SENSITIVITY enabling highly efficient low-flux imaging, with frame rates exceeding 500 fps in full frame at 10 MHz readout rate

SUPERIOR IMAGE QUALITY thanks to greater charge transfer efficiency

NO NOISE-FILTERING ALGORITHMS the amount of noise generated is simply lower, eliminating the risk of removing genuine photoelectrons

PERFORMANCE COMPARISON

- EM N2 128 (All specifications measured in IMO)
- Best achievable performance with other EMCCD cameras

(Other manufacturers do not specify the mode of operation – IMO or NIMO – used to measure one specific characteristic. These are two mutually exclusive EMCCD operation modes whose benefits cannot be combined.)

At least 15% more genuine photons counted

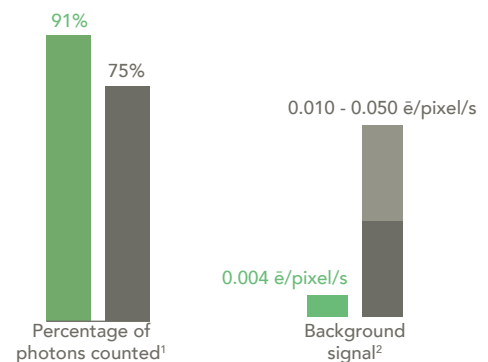


Figure 1

EM N2 128 benefits for Photon Counting imaging.

SIMPLE INTEGRATION INTO A WIDE VARIETY OF SOFTWARE SYSTEMS

Nüvü Camēras offers the highest standard of EMCCD technology in a compact liquid nitrogen cooled camera. The technology at the heart of the EM N2 was originally designed for space exploration, where the need for state-of-the-art instruments drives innovation. Now optimized and extended to a broad range of applications, the user-friendly EM N2 provides many advantages to efficiently bridge the gaps between purchase, setup, discoveries, and publications.

- › NüPixel control, acquisition and analysis software
- › Software development kit (SDK) for customizable programming
- › Windows & Linux compatibility
- › Various drivers available for commercial software
- › Worldwide professional customer support

Consultation services are available on demand.

EM N2 128

CHARACTERISTICS

SPECIFICATIONS

Digitization	16 bits
Electron-multiplying gain	1 - 5000
Minimum cooling temperature ³	-110°C
On-chip temperature stabilization	± 0,01°C
Quantum efficiency	> 90% at 600 nm (see Fig. 2)
EM register pixel well depth ⁴	800 ke
Spectral range	250 - 1100 nm
Triggering	Internal or external Selectable signal polarity
Timestamp resolution	4 ns
Readout noise through: EM channel with electron multiplication	< 0.1ē @ 10 MHz
Vertical clock speed	EM 0.1 – 0.5 μs
Dark current ⁵ (All operating modes)	0.0003 ē/pixel/s
Charge transfer efficiency ⁶	> 0.999980
Single photon detection probability (EM gain = 5000 at 10MHz)	> 91%
Imaging area	128 × 128 pixels 24 μm × 24 μm pixel area 3.1 mm × 3.1 mm effective area

Table 1 EM N2 128 general characteristics and specifications

FEATURES

EM gain range of 1 – 5000

Lowest clock-induced charges levels (CIC)

Patented technology optimized for true photon counting

Highest horizontal charge transfer efficiency

Ultimate cooling performance

Highest quantum efficiency

mROI

Cropped-sensor mode

Low latency

External trigger modes

BENEFITS

Lowest effective readout noise

Unmatched single photon detection capabilities

Highest SNR as a result of lowering the CIC, the dominant noise source of EMCCDs

Linear and photon counting modes are available in EM operation

Clearer images

No pixel leaking

Negligible dark noise

Superior charge transfer efficiency

Best sensitivity available thanks to back-illuminated grade 1 EMCCD detector (Fig. 2)⁷

Select multiple customizable regions of interest on the detector to increase acquisition rates

Faster acquisition rates for a region of interest by masking part of the EMCCD detector⁸
Greater acquisition versatility using customizable size and position for the cropped region of interest

Low latency between end of exposure and 1st pixel

Multiple modes available to optimize versatility or frame rate

Table 2 EM N2 128 features and benefits



WHEN EVERY PHOTON COUNTS

The EMCCD technology is perfectly suited for low-light applications requiring minimal background noise due to its negligible effective read-out noise enabled through high EM gain. In linear mode of operation, the EM gain cannot be precisely determined on a per-pixel basis because of its stochastic nature. It however generates an excess noise factor (ENF) that, for high EM gains, leads to a degraded SNR. In fact, it affects the SNR the same way halving the quantum efficiency would. With photon counting (PC) mode of operation, Nüvü Cameras efficiently suppresses the ENF, thus allowing single photon sensitivity.

Nüvü™'s ultra-sensitive cameras successfully operate in PC mode thanks to their high EM gains and minimal background noise. Although attaining large EM gains is simple, the electron-multiplying process entails more clock-induced charges (CIC), a dominant EMCCD noise source. The innovative electronics driving EM N2 cameras virtually eliminates CIC and lowers the total background signal while providing the highest gain on the market. The results: better data in low lighting conditions.

EM N2 128 MODEL

SPECIFICATIONS	EM N2 128
Max Frame Rate ³ (Frames per second)	500
Readout rates through EM Channel (MHz)	10
Typical clock-induced charges ⁹ (Electron/pixel/frame)	0.004

Table 3 EM N2 128 model specifications

FASTER FRAME RATES FOR SENSITIVE IMAGING

Crop mode included for applications requiring higher readout rates.
Other readout speeds and frame rates are also available, as are different EMCCD detector sizes.

MODEL	REGION OF INTEREST		
	128 × 128	128 × 64	128 × 32
EM N2 128	500	909	1428

Table 4 EM N2 128 frame rates at maximum readout rate

Features

FOR FASTER ACQUISITION:

- › Crop Mode
- › Fast Kinetics Mode
- › Time-Delay Integration (TDI) Mode
- › Multiple Regions of Interest (mROI) and ROI

FOR MORE VERSATILITY:

- › UV solutions

QUALITY PRIORITY

All parts are treated in compliance with high vacuum requirements, including all metal sealed in a Class 10,000 cleanroom to ensure the longest vacuum lifetime without maintenance.

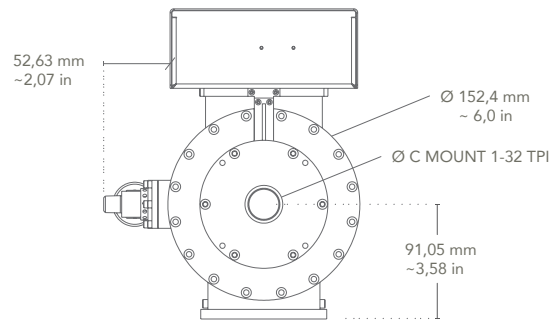
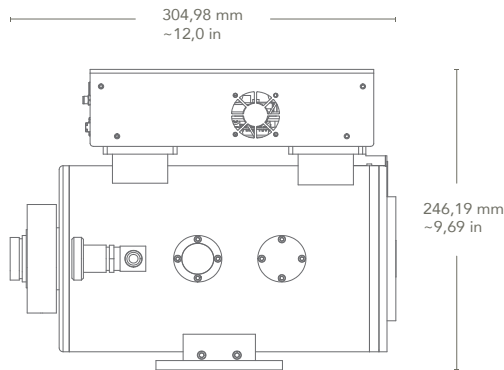
COMPUTER REQUIREMENTS:

- › Communication interface: PCIe Camera Link (min. x1)
- › Operating system: Windows (10) and Linux (Ubuntu)

CAMERA ENVIRONMENT:

- › Operating temperature: 0°C to 30°C
- › Humidity: < 90 % (non-condensing)
- › Power Input: 100 – 240 V, 50 – 60 Hz, max. 3 A

TECHNICAL DRAWINGS



- 1 Detected events with signal 5 times greater than readout noise in photon counting mode. Measured data.
- 2 Expected signal level at an EM gain of 1000 at minimum cooling temperature and maximum frame rate in continuous exposure at 10 MHz.
- 3 At maximum horizontal speed, full frame readout.
- 4 As per the EMCCD detector manufacturer's datasheet. Other configurations may exist.
- 5 Typical values measured at -95°C. These numbers may vary depending on the EMCCD detector.
- 6 Mean horizontal charge transfer efficiency measured with an EM gain of 1000 at -85°C and 10 MHz readout rate.
- 7 Nüvü gives only the specifications of the EMCCD detector's manufacturer for grade 1 sensors (e.g. Quantum efficiency, aesthetic specifications, blemishes).
- 8 Optical mask not included.
- 9 Typical signal level at an EM gain of 1000 at -95°C and maximum frame rate in continuous exposure at 10 MHz.

TYPICAL QUANTUM EFFICIENCY

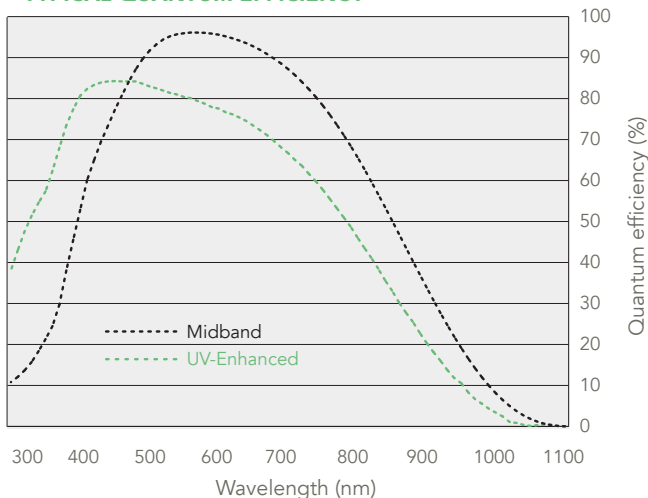


Figure 2
Typical spectral response as a function of wavelength, as specified by the EMCCD detector manufacturer

Contact us at:
info@nuvucameras.com
+1 514 733 8666
Montreal (Quebec)
CANADA

nüvü
camēras

EM N2 and NüPixel are the intellectual property of Nüvü Camēras. All other brands are properties of their respective owners. Incremental changes are made to the products and specifications are subject to modification without prior notice.
EM N2 128 Specification Sheet 2.2.2
© Nüvü Camēras, 2023

www.nuvucameras.com