

nüvü cameras

every photon counts

h·nü 512^{IS}

BUILT FOR
PERFORMANCE

INDUSTRY-LEADING
LOW-LIGHT SNR, BALANCING
SPEED AND FIELD OF VIEW

A NEW STANDARD FOR LOW LIGHT IMAGING

NÜVÜ™ REINVENTS THE ELECTRONICS BEHIND THE EMCCD DETECTOR



OUTSTANDING SNR THANKS TO:

Stabilized on-chip thermoelectric cooling, optimal for high speed acquisitions

Lowest background signal and highest electron-multiplying gain, up to 5000, in inverted mode of operation (IMO) for optimal results in ultra low-light conditions

True photon counting available to eliminate the excess noise inherent to EMCCD sensors

ULTIMATE SENSITIVITY enabling highly efficient low-flux imaging, hence faster acquisitions, with frame rates exceeding 63 fps in full frame at 20 MHz readout rate

SUPERIOR IMAGE QUALITY thanks to greater charge transfer efficiency

RECOMMENDED FOR MICROSCOPY with no noise-filtering algorithms: the amount of noise generated is simply lower

VERSATILITY to chose between EM or Convention CCD output to best match your acquisition's requirements

PHOTON COUNTING PERFORMANCES COMPARISON

■ HNü 512 (All Nüvü Camēras specifications measured in IMO)

■ Best achievable performance with other EMCCD cameras

(Other manufacturers do not specify the mode of operation – IMO or NIMO – used to measure one specific characteristic. These are two mutually exclusive EMCCD operation modes whose benefits cannot be combined.)

At least 15% more genuine photons counted

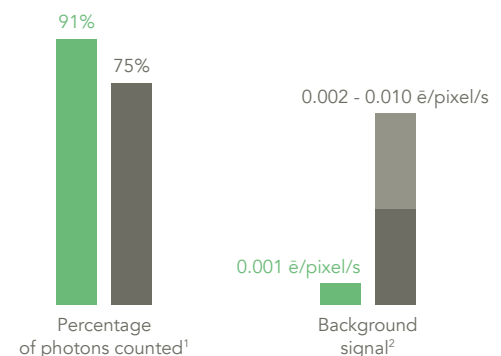


Figure 1
h·nü 512 Benefits for Photon Counting

SIMPLE INTEGRATION INTO A WIDE VARIETY OF SOFTWARE SYSTEMS

Nüvü Camēras offers the highest standard of EMCCD technology in a compact thermoelectrically cooled camera. The technology at the heart of the HNü was originally designed for astronomy, where the need for state-of-the-art instruments drives innovation. Now optimized and extended to a broad range of applications, the user-friendly HNü provides many advantages to efficiently bridge the gaps between purchase, setup, discoveries, and publications.

- › NüPixel control, acquisition and analysis software
- › Software development kit (SDK) for customizable programming
- › Various drivers available for commercial software
- › Worldwide professional customer support

Consultation services are available on demand.



h·nū 512^{IS}

CHARACTERISTICS

SPECIFICATIONS

Digitization	16 bits
Electron-multiplying gain	1 - 5000
Selectable stabilized cooling temperature at maximum full frame readout of 20 MHz	Down to -70°C via liquid cooling Down to -60°C via air cooling
On-chip temperature stabilization	± 0,01°C
Quantum efficiency	> 90% at 600 nm (see Figure 3)
EM register pixel well depth ³	800 ke
Spectral range	250 - 1100 nm
Triggering	Internal or external Selectable signal polarity
Exposing time resolution	4 ns
Exposing time range ⁴	25 ns - days
Timestamp resolution	4 ns

Table 1 HNü512^{IS} General Characteristics and Specifications

FEATURES

BENEFITS

EM gain range of 1 – 5000	Lowest effective readout noise Unmatched single photon detection capabilities
Lowest clock-induced charges levels (CIC)	Highest SNR as a result of lowering the CIC, the dominant noise source of EMCCDs
Patented technology optimized for true photon counting	Linear and photon counting modes are available in EM operation
Highest horizontal charge transfer efficiency	Clearer images No pixel leaking
Ultimate cooling performance	Negligible dark noise Superior charge transfer efficiency
Highest quantum efficiency	Best sensitivity available thanks to back-illuminated grade 1 EMCCD detector (see Figure 3)
Selectable output	Fast and easy switching between conventional CCD and EMCCD operations
Time stamping	High-precision time-labelling of every acquisition GPS input for absolute time tagging (optional)
mROI	Select multiple customizable regions of interest on the detector to increase acquisition rates
Cropped-sensor mode	Faster acquisition rates for a region of interest by masking part of the EMCCD detector ⁵ Greater acquisition versatility using customizable size and position for the cropped region of interest

Table 2 HNü IS Features and Benefits

WHEN EVERY PHOTON COUNTS

The EMCCD technology is perfectly suited for low-light applications requiring minimal background noise due to its negligible effective read-out noise enabled through high EM gain. In linear mode of operation, the EM gain cannot be precisely determined on a per-pixel basis because of its stochastic nature. It however generates an excess noise factor (ENF) that, for high EM gains, leads to a degraded SNR. In fact, it affects the SNR the same way halving the quantum efficiency would. With photon counting (PC) mode of operation, Nüvü Camēras efficiently suppresses the ENF, thus allowing single photon sensitivity.

Nüvü™'s ultra-sensitive cameras successfully operate in PC mode thanks to their high EM gains and minimal background noise. Although attaining large EM gains is simple, the electron-multiplying process entails more clock-induced charges (CIC), a dominant EMCCD noise source. The innovative electronics driving HNü cameras virtually eliminates CIC and lowers the total background signal while providing the highest gain on the market. The results: better data in low lighting conditions.

FASTER FRAME RATES FOR SENSITIVE IMAGING

Available readout rates through the EM channel are 1 MHz, 5 MHz, 10 MHz, and 20 MHz. The conventional channel provides readout rates of 0.1 MHz, 1 MHz, and 3 MHz.

	REGION OF INTEREST				
	512 x 512	256 x 256	128 x 128	64 x 64	32 x 32
1 x 1	63	124	240	448	789
1 x 2	123	237	443	783	1267
1 x 4	233	436	770	1250	1814
1 x 8	421	747	1216	1776	2304
1 x 16	704	1159	1703	1820	2110
1 x 32	1051	1574	2096	2512	2785
Cropped-sensor mode	234	687	1483	2188	

Table 3 HNü 512 frame rates for different binning values and regions of interest

Frame rates are measured at 20 MHz in EM mode. Other readout speeds and frame rates are also available, as are different EMCCD detector sizes.

TYPICAL CHARACTERISTICS ⁷	HNÜ512 ¹⁵
Maximum available EM gain (linear or PC mode):	5000
Readout noise through: EM channel with electron multiplication	< 0.1ē @ 20 MHz
Conventional channel	3ē @ 100 kHz
Vertical clock speed	EM 0.3 – 5 μs Conv 0.3 – 5 μs
Dark current ^{7,8} (All operating modes)	0.005 ē/pixel/s
Clock-induced charges ²	0.001 ē/pixel/frame
Charge transfer efficiency ⁹	> 0.999993
Single photon detection probability (EM gain = 5000)	> 91%
Imaging area	512 x 512 pixels 16 μm x 16 μm pixel area 8.19 mm x 8.19 mm effective area

Table 4 HNü512¹⁵ Specific Characteristics

LOWEST BACKGROUND SIGNAL FOR SUPERIOR SNR

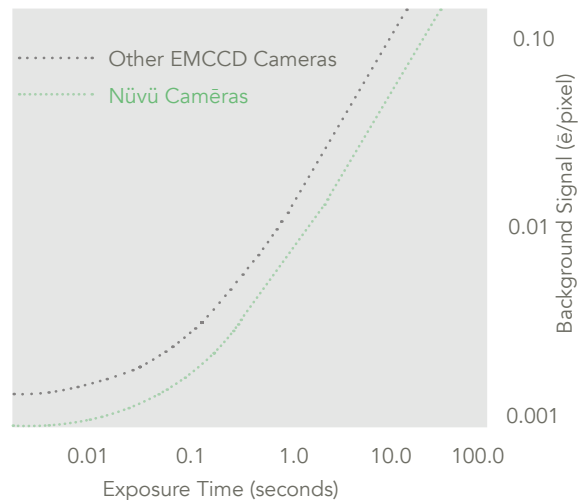


Figure 2

h-nü 512¹⁵ dark frames mean signal as a function of exposure
Data measured at 10MHz with an EM gain of 1000 at -70°C.

QUALITY PRIORITY

All parts are treated in compliance with high vacuum requirements, including all metal sealed in a Class 10,000 cleanroom to ensure the best cooling performances without maintenance. Nüvü Camēras uses at least $\lambda/10$ quality windows, essential for optimal image quality.

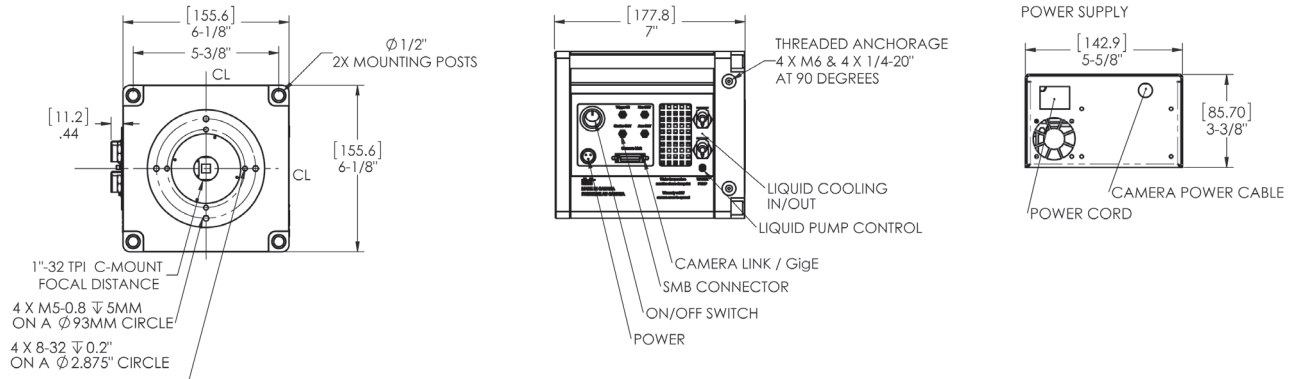
COMPUTER REQUIREMENTS:

- › Communication interface: PCIe Camera Link (min. 4X) or GigE Vision (Gigabit Ethernet)
- › Operating system: Windows (XP, 7 & 10), Linux

CAMERA ENVIRONMENT:

- › Operating temperature: 0°C to 30°C
- › Humidity: < 90 % (non-condensing)
- › Power Input: 100 – 240 V, 50 – 60 Hz, max. 3 A

Technical Drawings



- 1 Detected events with signal 5 times greater than readout noise in photon counting mode. Measured data.
- 2 Expected signal level at an EM gain of 1000 at -70°C and maximum frame rate in continuous exposure at 10 MHz.
- 3 As per the EMCCD detector manufacturer's datasheet. Other configurations may exist.
- 4 Minimum 25 ns exposure time available in controlled illumination conditions due to pixels clearing prior to readout.
- 5 Optical mask not included.
- 6 Horizontal binning does not influence maximum acquisition rates in EM mode at 10 and 20 MHz pixel rates.
- 7 These numbers may slightly vary depending on the EMCCD detector.
- 8 Dark current measured at -70°C.
- 9 Mean horizontal charge transfer efficiency measured with an EM gain of 1000 at -70°C and 10 MHz readout rate.

Typical Quantum Efficiency

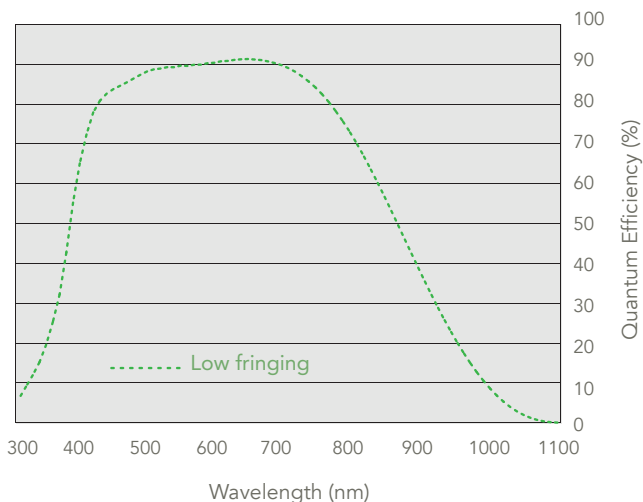


Figure 3 Typical spectral response as a function of wavelength, as measured by the EMCCD detector manufacturer

Contact us at:
info@nuvucameras.com
 +1 514 733 8666
 Montreal (Quebec)
 CANADA



HNü and NüPixel are the intellectual property of Nüvü Camēras. All other brands are properties of their respective owners. Incremental changes are made to the products and specifications are subject to modification without prior notice.
 HNü 512⁵ Specification Sheet 1.0
 © Nüvü Camēras, 2018